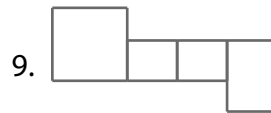
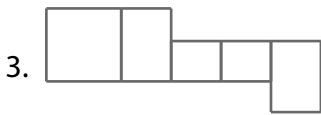
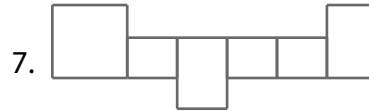
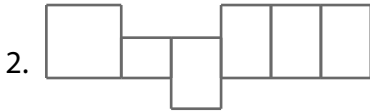
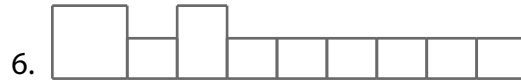


Name: \_\_\_\_\_

Date: \_\_\_\_\_

# Music

At the bottom of the page is a list of words. Print the words in the empty boxes above. The shape of the word must match the shape of the boxes.



1. This note receives four counts or beats.
2. This note receives a half beat or count.
3. Raises a note a half step.
4. These notes are very quick, short, and detached.
5. A composition for two performers, whether vocal or instrumental.
6. A clicking pendulum indicates the exact tempo of a piece of music.
7. The \_\_\_\_\_ sign, (two dots :) means to go back and play a section of music again.
8. The note names of the spaces on a treble staff (bottom to the top).
9. This instrument has forty-seven strings and seven pedals.
10. The clef that marks above Middle C.

HARP  
STACCATO  
FACE

DUET  
SHARP  
REPEAT

METRONOME  
EIGHTH

WHOLE  
TREBLE

Name:

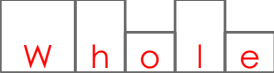
Date:

Class:


Teacher:

# Music Vocabulary Word Shapes

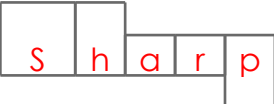
At the bottom of the page is a list of words. Print the words in the empty boxes above. The shape of the word must match the shape of the boxes.

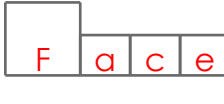
1. 

6. 

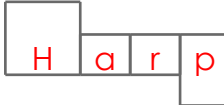
2. 

7. 

3. 

8. 

4. 

9. 

5. 

10. 

1. This note receives four counts or beats.
2. This note receives a half beat or count.
3. Raises a note a half step.
4. These notes are very quick, short, and detached.
5. A composition for two performers, whether vocal or instrumental.

6. A clicking pendulum indicates the exact tempo of a piece of music.
7. The \_\_\_\_\_ sign, (two dots : ) means to go back and play a section of music again.
8. The note names of the spaces on a treble staff (bottom to the top).
9. This instrument has forty-seven strings and seven pedals.
10. The clef that marks above Middle C.

HARP	DUET	METRONOME	WHOLE
STACCATO	SHARP	EIGHTH	TREBLE
FACE	REPEAT		